

# HOW TO JOIN TMLT ONLINE CME SEMINAR

You may join the webinar at <https://tmt.adobeconnect.com/springwebinar2025/> beginning at 5:45 p.m. CST. You may see a Browser/Application screen. Proceed with your selection (browser if you are on Chrome and application if you are a Mac user).

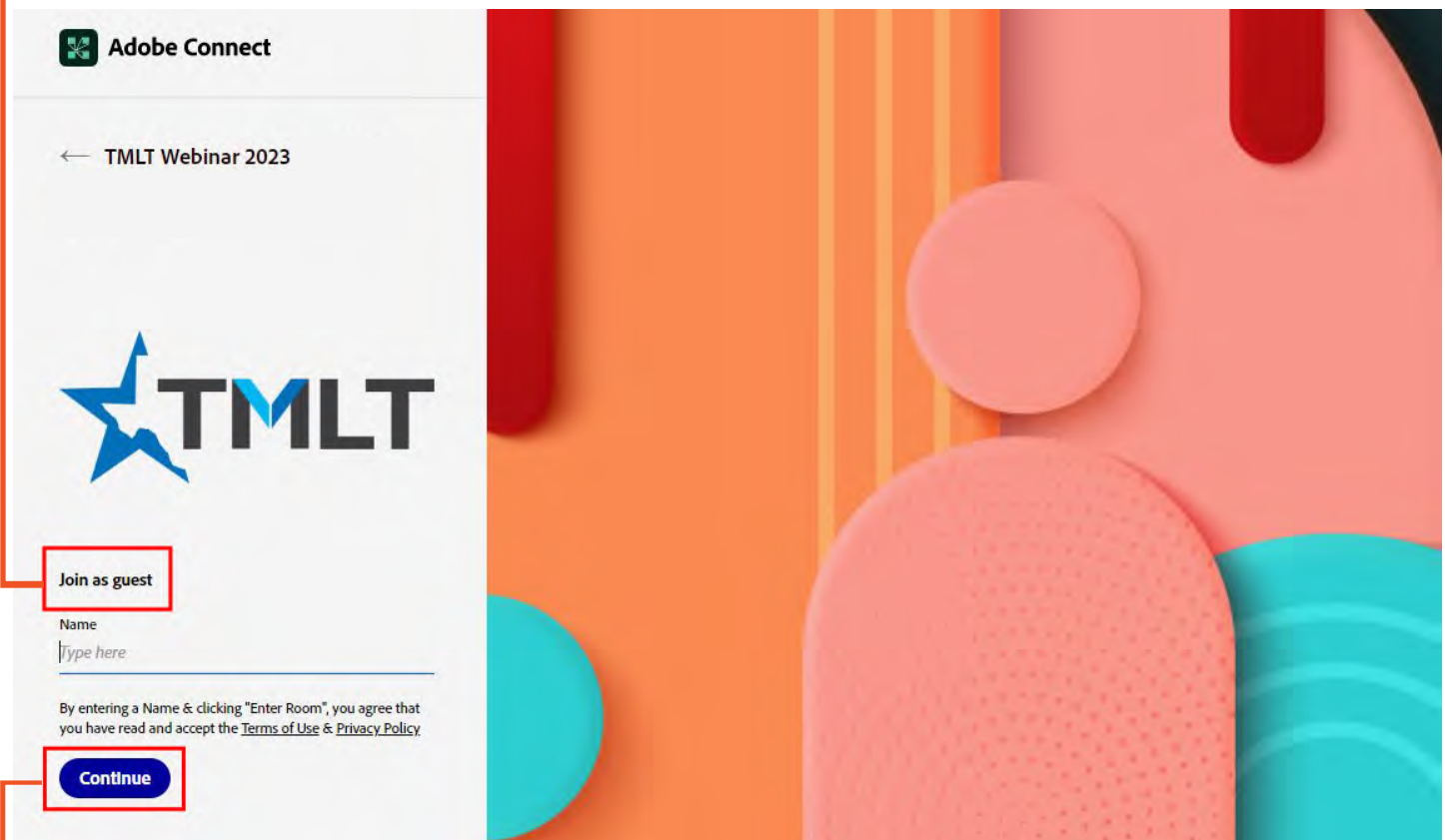
**Please note that the virtual webinar room is not live before 5:45 p.m. For best connectivity, please use Chrome browser.**

If you are a **Mac OS** user, it is recommended that you download the AdobeConnect app at [www.adobe.com/go/ConnectSetupMac](http://www.adobe.com/go/ConnectSetupMac)

**TMLT Webinar Help Desk - 512-425-5963 is available on the day of the webinar beginning at 5:30 p.m. and will end at the conclusion of the event.**

You will see the following screens as part of the log in process.

1. All participants will enter as **Guests**. Type your name and email (i.e. Dr. Charles Darwin darwin@earthlink.net) to ensure CME credit is earned.



Adobe Connect

← TMLT Webinar 2023

**TMLT**

Join as guest

Name  
|type here

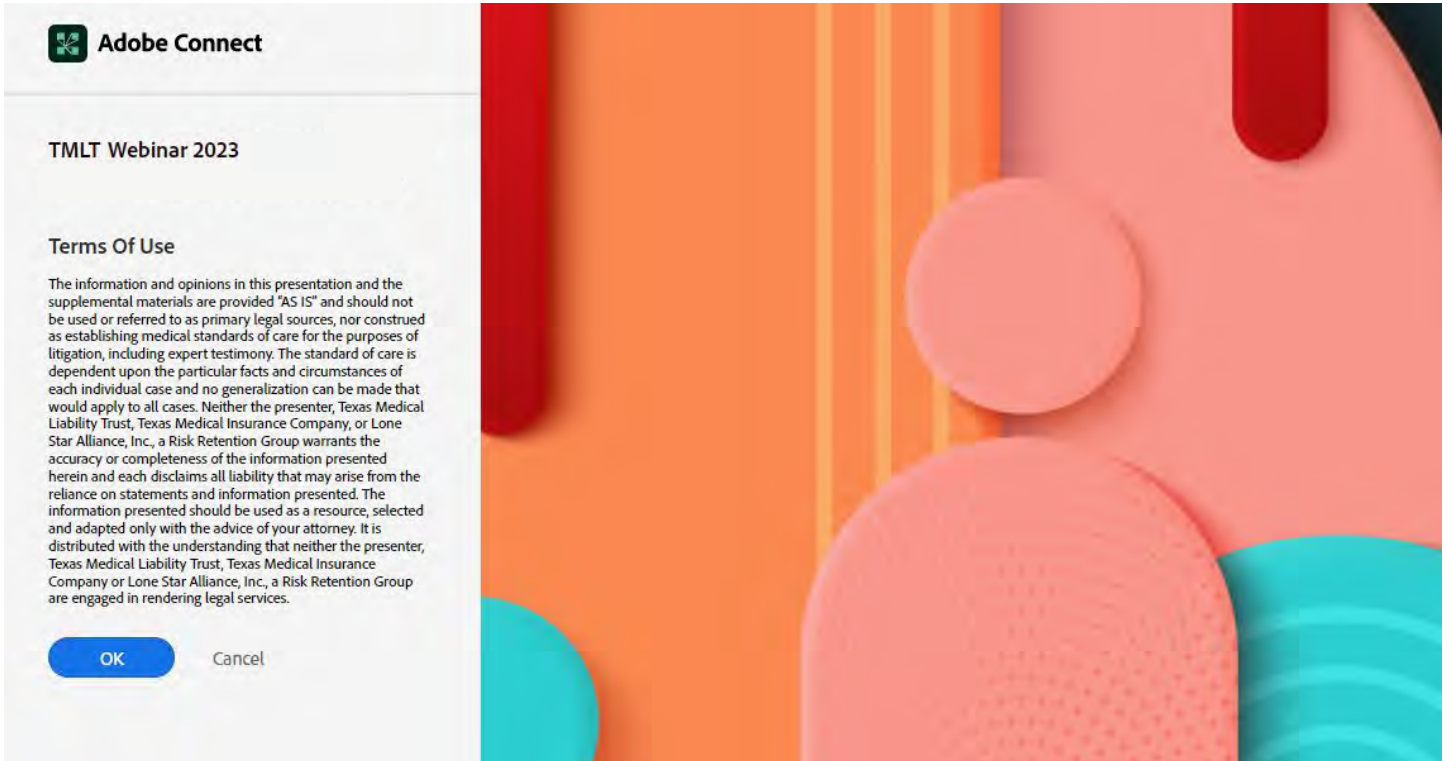
By entering a Name & clicking "Enter Room", you agree that you have read and accept the [Terms of Use & Privacy Policy](#).

Continue

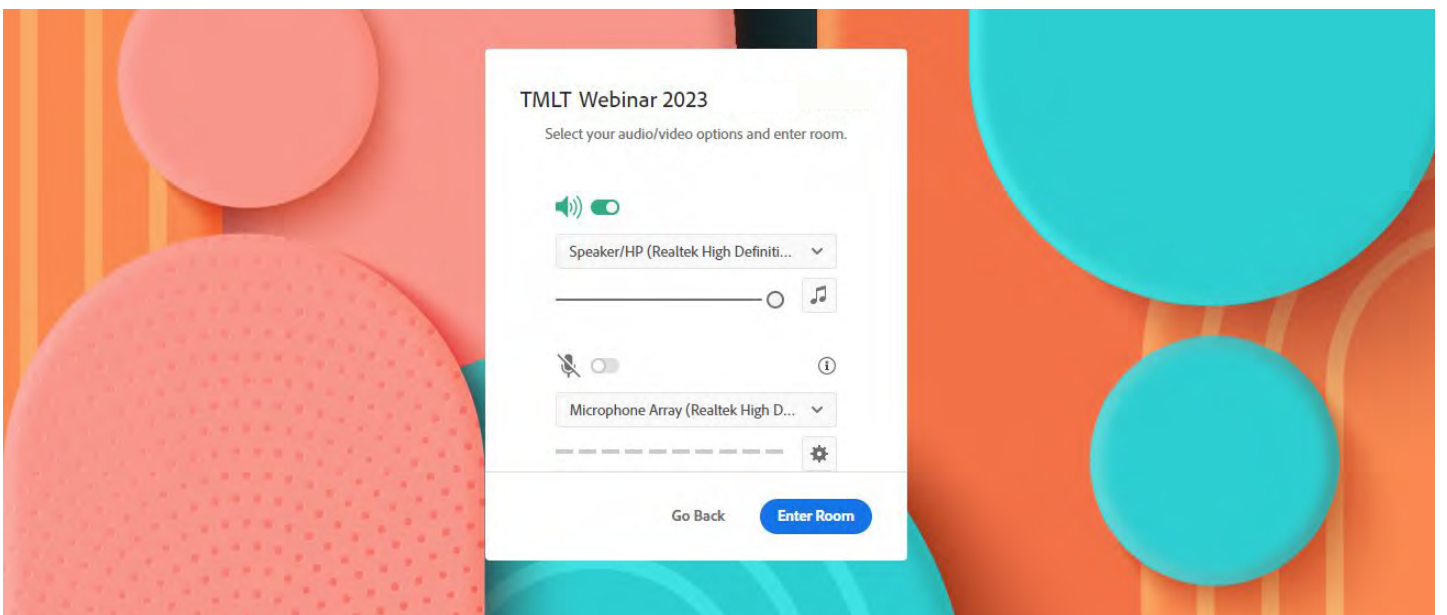
2. After entering your name and email, click **Continue**.

# HOW TO JOIN TMLT ONLINE CME SEMINAR

3. Next, you will see **Terms of Use** screen. Click **OK**



4. Next, you will see a screen regarding audio. Please ensure your speaker icon is green, then click **Enter Room**. If your speaker/megaphone icon is not green, use the drop-down arrow next to it to select your speaker. You may also need to adjust your volume. Your microphone will automatically be off.



# HOW TO JOIN TMLT ONLINE CME SEMINAR

## 5. You will then be entered in the virtual meeting room.

- If your speaker/megaphone icon is not green, use the drop down arrow next to it to select your speaker. You may also adjust your volume.
- The raise hand function is unresponsive for the event as all mics are muted.
- You may use the Questions box to ask questions for the speakers or communicate with a TMLT staff member for technical assistance.

